



# Powersports

Tires | Wheels | Assemblies





## **OTR Engineered Solutions (OTR)**

is your global partner for high-quality off-the-road tires, wheels, assemblies, and accessories. We are proud to supply end-user customers, dealers, and original equipment manufacturers with engineered solutions to meet and exceed common – and uncommon – challenges in such core markets as Agriculture, Construction, Forestry, Industrial, Lawn & Garden, Material Handling, Mining, Powersports, and Specialty Vehicles. But our success is much more than the products we offer. We're a multinational enterprise with more than 1,400 employees throughout 32 facilities worldwide dedicated to supporting you with a full range of high-level services to help you Roll More™.

## **Powersports**

OTR's product lineup for powersports is the result of many years of experience, innovations, and a hands-on approach that ensures our products get the job done. Whether you are focused on recreation, the jobsite, comfort and safety, or value for the money, OTR's team will help you find the right solution.

# Table of Contents

## Tires

350 MAG.....	6-7
350 SUPER MAG.....	8
440 MAG.....	9
TM-440.....	10
PROWLER.....	10
TOMAHAWK.....	11
BIG FOOT.....	11
22 MAG.....	12
DIRT MASTER.....	13
250 SWIFT.....	14
340 MAG.....	14
AP TERRAIN.....	15
HP-009.....	15
KOA WARRIOR.....	16
PRO TERRAIN.....	17
WIZZARD.....	18
WIZZARD R2.....	19

<b>Wheels</b> .....	20-21
---------------------	-------

<b>NDX™</b> .....	22-23
-------------------	-------

<b>Services</b> .....	24
-----------------------	----

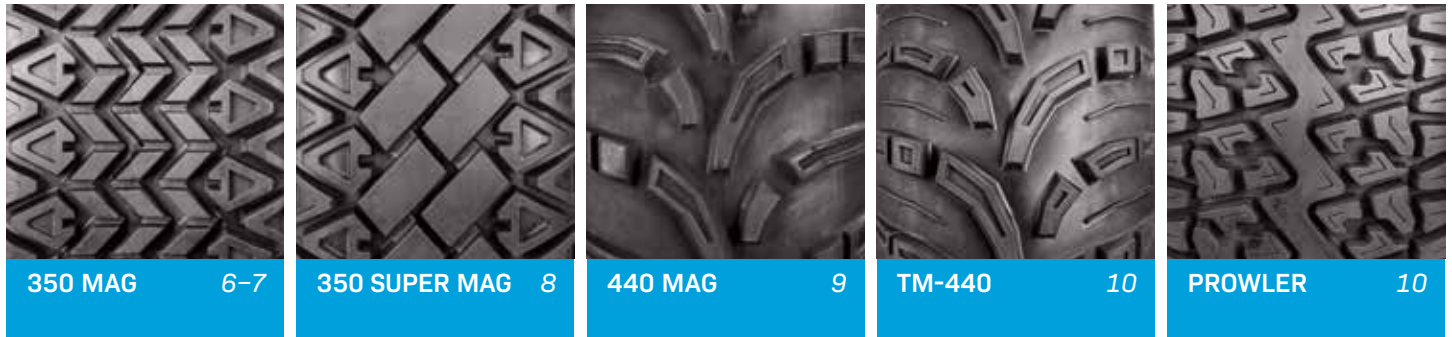
<b>Information &amp; Disclaimers</b> .....	25-26
--	-------

# Tires

## Quick Reference Guide


### ALL PURPOSE/WORKSITE:


OTR's all-purpose tires are designed to drive over any terrain, including asphalt, whether hauling cargo at the jobsite or driving off-road just for fun. Our lineup includes tires preferred and used on OEM equipment that are proven with end users. Some of our most popular models – **350 MAG**, **350 SUPER MAG**, and **PROWLER** – are designed specifically for versatility, ruggedness, and comfort.



### ROUGH TERRAIN:


OTR offers tires designed for extreme off-road use, driving on rocks, up mountains, or through deep mud, with extraordinary grip and handling. Products such as the **DIRT MASTER** and **TOMAHAWK** feature innovative tread patterns, with deep lugs, rock ejectors, and mud breakers for self-cleaning – everything the serious off-roader needs.





## ALL TERRAIN:

All-terrain tires work for any off-road surface. Whether driving through mud, muck, water, or sand, these tires keep you moving forward, safely, and comfortably. These tires were designed for durability, stability, versatility, and a smooth ride.



250 SWIFT 14



340 MAG 14



AP TERRAIN 15




HP-009 15



KOA WARRIOR 16



PRO TERRAIN 17



WIZZARD 18



WIZZARD R2 19



# 350 MAG

## ALL PURPOSE/WORKSITE

350 MAG is one of OTR's best all-around tires, especially for RTVs. Its open, non-directional tread pattern and distinctive diamond-shaped lugs optimize handling and grip for exceptional performance. It handles heavier loads while providing a comfortable ride, making it a preferred tire for original equipment.



Tire Size	Ply	Rated Pressure	Overall Diameter	Section Width	Rim Size	Load Capacity	Part Number
		PSI (KPA)	IN (MM)	IN (MM)	IN (MM)	LBS@MPH (KG@KM/H)	
16X6.50-8	4	28 (193)	16.02 (406.9)	6.3 (160.0)	8 X 5.375 (203.2 X 136.5)	310@65 (140.6@104.6)	T243504166508
18X8.50-10	4	22 (152)	17.9 (454.7)	8 (203.2)	10 X 7 (254.0 X 177.8)	395@65 (179.2@104.6)	T2435041885010
18X8.50-10	6	32 (221)	17.9 (454.7)	8 (203.2)	10 X 7 (254.0 X 177.8)	505@65 (229.1@104.6)	T2435061885010
18X10.50-10	4	24 (165)	17.9 (454.7)	9.5 (241.3)	10 X 8.5 (254.0 X 215.9)	535@65 (242.7@104.6)	T24350418105010
18X10.50-10	6	36 (248)	17.9 (454.7)	9.5 (241.3)	10 X 8.5 (254.0 X 215.9)	660@65 (299.4@104.6)	T24350618105010
20X10.00-8	4	22 (152)	19.69 (500.1)	10.04 (255.0)	8 X 7 (203.2 X 177.8)	585@65 (265.4@104.6)	T2435042010008
22X11.00-10	6	34 (234)	21.89 (556.0)	10.83 (275.1)	10 X 8 (254.0 X 203.2)	935@65 (424.1@104.6)	T24350622110010
23X10.50-12	6	22 (152)	22.91 (581.9)	10.31 (261.9)	12 X 8.5 (304.8 X 215.9)	705@65 (319.8@104.6)	T24350623105012
23X10.50-14	6	36 (248)	22.83 (579.9)	10.39 (263.9)	14 X 9 (355.6 X 228.6)	910@65 (412.8@104.6)	T24350623105014
24X9.00-12	6	22 (152)	23.85 (605.8)	9.1 (231.1)	12 X 7 (304.8 X 177.8)	645@65 (292.6@104.6)	T24350624090012

# NDX™

The Tire That Never Goes Flat

*350 MAG is available with OTR's exclusive, patent-pending NDX™ airless technology. See pages 22-23 for details.*

Tire Size	Ply	Rated Pressure	Overall Diameter	Section Width	Rim Size	Load Capacity	Part Number
		PSI (KPA)	IN (MM)	IN (MM)	IN (MM)	LBS@MPH (KG@KM/H)	
24X11.00-12	6	22 (152)	24.33 (618.0)	10.43 (264.9)	12 X 8.5 (304.8 X 215.9)	785@65 (356.1@104.6)	T24350624110012
25X8.00-12	6	24 (165)	24.87 (631.7)	8.28 (210.3)	12 X 6.5 (304.8 X 165.1)	660@65 (299.4@104.6)	T2435062580012
25X9.00-12	6	22 (152)	24.88 (632.0)	8.9 (226.1)	12 X 8.5 (304.8 X 215.9)	695@65 (315.2@104.6)	T2435062590012
25X10.00-12	6	24 (165)	25.12 (638.0)	10.2 (259.1)	12 X 8.5 (304.8 X 215.9)	805@65 (365.1@104.6)	T24350625100012
25X11.00-12	6	24 (165)	25.08 (637.0)	10.51 (267.0)	12 X 8.5 (304.8 X 215.9)	885@65 (401.4@104.6)	T24350625110012
26X9.00-14	6	20 (138)	26.16 (664.5)	8.86 (225.0)	14 X 7 (355.6 X 177.8)	660@65 (299.4@104.6)	T2435062690014
26X11.00-14	6	22 (152)	25.91 (658.1)	11.02 (279.9)	14 X 9 (355.6 X 228.6)	880@65 (399.2@104.6)	T24350626110014
26X12.00-12	4	20 (138)	26.2 (665.5)	12 (304.8)	12 X 10.5 (304.8 X 266.7)	935@65 (424.1@104.6)	T24350426120012
26X12.00-12	6	30 (207)	26.2 (665.5)	12 (304.8)	12 X 10.5 (304.8 X 266.7)	1,170@65 (530.7@104.6)	T24350626120012



*The 350 MAG is a great all-around UTV/ATV tire. This tire works great on- or off-road and in multiple terrains. It has a tough 6-ply build to repel the hazards of riding in timbers and other off-the-road spaces. The tread pattern gives a smooth ride on hard surfaces from lawn to highway. We recommend the 350 MAG to all our customers looking for that great all-around tire!*

–Rob Desotel, Cedar Rapids Tire





# 350 SUPER MAG

## ALL PURPOSE/WORKSITE

350 SUPER MAG shares the same shoulder lugs as the 350 MAG for grip and handling – especially in corners – but adds center tread elements to reduce rolling resistance on hard surfaces, such as asphalt, to reduce noise and improve durability. It’s also designed to support higher inflation pressures and heavier loads, making it ideal for the worksite as well.



Tire Size	Ply	Rated Pressure	Overall Diameter	Section Width	Rim Size	Load Capacity	Part Number
		PSI (KPA)	IN (MM)	IN (MM)	IN (MM)	LBS@MPH (KG@KM/H)	
25X10.00-12	6	32 (221)	25 (635.0)	9.97 (253.2)	12 X 8.5 (304.8 X 215.9)	1,980@10 (898.1@16.1)	T1540625100012H
25X11.00-12	6	34 (234)	24.97 (634.2)	10.75 (273.1)	12 X 8.5 (304.8 X 215.9)	2,270@10 (1,029.7@16.1)	T1540625110012H
25X9.00-12	6	32 (221)	24.85 (631.2)	8.73 (221.7)	12 X 7 (304.8 X 177.8)	1,820@10 (825.5@16.1)	T154062590012H
26X10.00-14	6	32 (221)	26.08 (662.4)	9.79 (248.7)	14 X 7 (355.6 X 177.8)	2,040@10 (925.3@16.1)	T1540626100014



*The 350 SUPER MAG is one of our most popular tires. Its hybrid tread design delivers super performance, whether for work or play, with more durability and a comfortable ride.*



## 440 MAG

### ALL PURPOSE/WORKSITE

440 MAG delivers a lot of bang with a design that optimizes traction, stability and ride comfort. Deep lugs – with flat tread blocks – provide excellent traction on soft and hard ground. Lugs are grooved, as well, to channel mud and water away from the tire. It's preferred by OEMs and is a popular tire with end users.



Tire Size	Ply	Rated Pressure	Overall Diameter	Section Width	Rim Size	Load Capacity	Part Number
		PSI (KPA)	IN (MM)	IN (MM)	IN (MM)	LBS@MPH (KG@KM/H)	
16X6.50-8	4	28 (193)	15.98 (405.9)	6.14 (156.0)	8 X 5.38 (203.2 X 136.7)	310@65 (140.6@104.6)	T244404166508
20X10.00-8	4	22 (152)	19.84 (503.9)	10.06 (255.5)	8 X 7 (203.2 X 177.8)	585@65 (265.4@104.6)	T2444042010008
24X9.00-12	6	22 (152)	23.7 (602.0)	8.9 (226.1)	12 X 7 (304.8 X 177.8)	645@65 (292.6@104.6)	T2444062490012
24X11.00-12	6	22 (152)	24.33 (618.0)	10.43 (264.9)	12 X 8.5 (304.8 X 215.9)	785@65 (356.1@104.6)	T24440624110012
25X8.00-12	6	24 (165)	24.79 (629.7)	8.03 (204.0)	12 X 6.5 (304.8 X 165.1)	660@65 (299.4@104.6)	T2444062580012
25X9.00-12	4	22 (152)	24.88 (632.0)	9.05 (229.9)	12 X 8.5 (304.8 X 215.9)	695@65 (315.2@104.6)	T24440042590012
25X10.00-12	6	24 (165)	25.15 (638.8)	10.12 (257.0)	12 X 8.5 (304.8 X 215.9)	805@65 (365.1@104.6)	T24440625100012
25X10.00R12	6	24 (165)	25.2 (640.1)	9.85 (250.2)	12 X 8.5 (304.8 X 215.9)	785@65 (356.1@104.6)	T244406251000R12
25X11.00-12	6	24 (165)	25.12 (638.0)	10.83 (275.1)	12 X 8.5 (304.8 X 215.9)	885@65 (401.4@104.6)	T24440625110012
25X11.00R12	6	24 (165)	25.1 (637.5)	11.7 (297.2)	12 X 8.5 (304.8 X 215.9)	885@65 (401.4@104.6)	T244406251100R12



# TM-440

## ALL PURPOSE/WORKSITE

TM-440 is a variation of OTR's 440 MAG with a similarly aggressive tread pattern, angled lugs scalloped across the top for improved cleaning, and mud breakers on the shoulders. It's equally durable but weighs less, making it ideal for worksites.



Tire Size	Ply	Rated Pressure	Overall Diameter	Section Width	Rim Size	Load Capacity	Part Number
		PSI (KPA)	IN (MM)	IN (MM)	IN (MM)	LBS@MPH (KG@KM/H)	
24X10.00-11	4	5 (34)	24.06 (611.1)	9.09 (230.9)	11 X 7.5 (279.4 X 190.5)	740@50 (335.7@80.5)	TR18404241011P
24X10.00-11	6	7 (48)	23.98 (609.1)	9.13 (231.9)	11 X 7.5 (279.4 X 190.5)	740@50 (335.7@80.5)	TR184016241011P
24X8.00-12	4	5 (34)	23.74 (603.0)	7.24 (183.9)	12 X 6.5 (304.8 X 165.1)	585@50 (265.4@80.5)	TR1840424812P
24X10.00-12	6	7 (48)	24.17 (613.9)	9.13 (231.9)	12 X 7 (304.8 X 177.8)	395@50 (179.2@80.5)	TR18404241012P
24X8.00-12	6	7 (48)	23.98 (609.1)	7.2 (182.9)	12 X 6.5 (304.8 X 165.1)	585@50 (265.4@80.5)	TR1840624812P
25X10.00-12	6	7 (48)	24.88 (632.0)	9.06 (230.1)	12 X 7 (304.8 X 177.8)	420@50 (190.5@80.5)	TR18404251012P

# PROWLER

## ALL PURPOSE/WORKSITE

PROWLER is an exceptional all-purpose tire featuring "V" shaped shoulder lugs with sipes for improved grip, handling, and cleaning. It features a center tread element for improved durability on hard surfaces that also reduces road noise. A 6-ply-rated version is available for heavier loading, as required at worksites.



Tire Size	Ply	Rated Pressure	Overall Diameter	Section Width	Rim Size	Load Capacity	Part Number
		PSI (KPA)	IN (MM)	IN (MM)	IN (MM)	LBS@MPH (KG@KM/H)	
23X10.50-12	4	20 (138)	22.72 (577.1)	10.28 (261.1)	12 X 8.5 (304.8 X 215.9)	1,320@10 (598.7@16.1)	T1550423105012
23X10.50-14	4	24 (165)	22.87 (580.9)	9.92 (252.0)	14 X 8 (355.6 X 203.2)	1,480@10 (671.3@16.1)	T1550423105014
25X10.00-12	6	32 (221)	24.96 (634.0)	9.88 (251.0)	12 X 8.5 (304.8 X 215.9)	965@65 (437.7@104.6)	T1550625100012H

## TOMAHAWK

### ROUGH TERRAIN

TOMAHAWK is one of our best-performing off-road tires, delivering exceptional traction in mud and on rough terrain. Its striking looks, durable construction and aggressive lugs with zig-zag sipes (for improved drainage) ensure maximum grip and comfort. It also features rock and mud ejectors to keep the tire as clean as possible on the trail.



Tire Size	Ply	Rated Pressure	Overall Diameter	Section Width	Rim Size	Load Capacity	Part Number
		PSI (KPA)	IN (MM)	IN (MM)	IN (MM)	LBS@MPH (KG@KM/H)	
25X8.00-12	6	34 (234)	25.35 (643.9)	8.78 (223.0)	12 X 6.5 (304.8 X 165.1)	1,710@10 (775.6@16.1)	T120062580012
25X10.00-12	6	32 (221)	25.08 (637.0)	10.39 (263.9)	12 X 8 (304.8 X 203.2)	1,980@10 (898.1@16.1)	T1200625100012
27X9.00-14	6	32 (221)	27.01 (686.1)	8.76 (222.5)	14 X 7 (355.6 X 177.8)	1,980@10 (898.1@16.1)	T120062790014
27X11.00-14	6	32 (221)	26.92 (683.8)	11.12 (282.4)	14 X 9 (355.6 X 228.6)	2,405@10 (1,090.9@16.1)	T1200627110014
30X10.00-14	6	32 (221)	30.21 (767.3)	10.39 (263.9)	14 X 7 (355.6 X 177.8)	2,340@10 (1,061.4@16.1)	T1200630100014
30X12.00-14	6	34 (234)	30.16 (766.1)	11.46 (291.1)	14 X 9 (355.6 X 228.6)	2,830@10 (1,283.7@16.1)	T1200630120014

## BIG FOOT

### ROUGH TERRAIN

BIG FOOT is an aggressive-looking tire with ultra-deep lugs and a low void-to-tread ratio that makes it ideal for driving over rough terrain. It's not only rugged and long-lasting, but it performs extraordinarily well in mud and water, ensuring maximum grip and stability.



Tire Size	Ply	Rated Pressure	Overall Diameter	Section Width	Rim Size	Load Capacity	Part Number
		PSI (KPA)	IN (MM)	IN (MM)	IN (MM)	LBS@MPH (KG@KM/H)	
8.3X20	6	34 (234)	35 (889.0)	9.49 (241.0)	20 X 7 (508.0 X 177.8)	1,235@25 (560.2@40.2)	T60048320



# 22 MAG

## ROUGH TERRAIN

22 MAG is a versatile tire with a bar tread design for improved traction and stability on a variety of surfaces. It's plenty durable for rough terrain and capable of supporting heavier loads when used on the worksite, making it a good value.



Tire Size	Ply	Rated Pressure	Overall Diameter	Section Width	Rim Size	Load Capacity	Part Number
		PSI (KPA)	IN (MM)	IN (MM)	IN (MM)	LBS@MPH (KG@KM/H)	
20X8.00-10	4	22 (152)	19.72 (500.9)	7.76 (197.1)	10 X 6 (254.0 X 152.4)	1,025@10 (464.9@16.1)	T2404222080010
21X11.00-8	4	22 (152)	21.2 (538.5)	10.9 (276.9)	8 X 8.5 (203.2 X 215.9)	1,390@10 (630.5@16.1)	T2404222111008
22X11.00-10	4	22 (152)	21.85 (555.0)	11.06 (280.9)	10 X 8.5 (254.0 X 215.9)	1,480@10 (671.3@16.1)	T24042222110010
22.5X11.00-10	4	22 (152)	22.2 (563.9)	10.8 (274.3)	10 X 8.5 (254.0 X 215.9)	1,520@10 (689.5@16.1)	T240422225110010
23X10.50-12	4	24 (165)	23.03 (585.0)	10.24 (260.1)	12 X 8.5 (304.8 X 215.9)	1,570@10 (712.1@16.1)	T24042223105012
24X12.00-12	4	20 (138)	24.37 (619.0)	12.28 (311.9)	12 X 9.5 (304.8 X 241.3)	1,710@10 (775.6@16.1)	T24042224120012

## DIRT MASTER

### ROUGH TERRAIN

DIRT MASTER is one of our best all-around off-road tires. Its "V" shaped embossed tread blocks improve grip in mud, while overlapping center lugs ensure a smooth, quiet ride, even on hard surfaces. Grooves in the voids between lugs – running across the tire's shoulders – channel water and mud away to maintain grip and handling at all times.



Tire Size	Ply	Rated Pressure	Overall Diameter	Section Width	Rim Size	Load Capacity	Part Number
		PSI (KPA)	IN (MM)	IN (MM)	IN (MM)	LBS@MPH (KG@KM/H)	
26X9.00R14	6	32 (221)	26.18 (665.0)	8.27 (210.1)	14 X 6 (355.6 X 152.4)	910@65 (412.8@104.6)	T1870626900R14
26X11.00R14	6	34 (234)	26.32 (668.5)	10.47 (265.9)	14 X 8 (355.6 X 203.2)	1,140@65 (517.1@104.6)	T18706261100R14
27X9.00R14	6	34 (234)	27 (685.8)	9 (228.6)	14 X 6.5 (355.6 X 165.1)	985@65 (517.1@104.6)	T1870627900R14
27X11.00R14	6	34 (234)	27 (685.8)	11 (279.4)	14 X 8 (355.6 X 203.2)	1,200@65 (544.3@104.6)	T18706271100R14
29X8.00R15	6	32 (221)	29.32 (744.7)	7.72 (196.1)	15 X 6 (381.0 X 152.4)	980@65 (444.5@104.6)	T1870629800R15
29X10.00R15	6	32 (221)	29.51 (749.6)	9.78 (248.4)	15 X 7.5 (381.0 X 190.5)	1,140@65 (517.1@104.6)	T18706291000R15



# 250 SWIFT

## ALL TERRAIN

250 SWIFT is a multi-purpose UTV tire with a cleated lug design for improved traction and cleaning, especially in mud. It features a stiffer sidewall, with a 6-ply version for additional load-bearing capacity.



Tire Size	Ply	Rated Pressure	Overall Diameter	Section Width	Rim Size	Load Capacity	Part Number
		PSI (KPA)	IN (MM)	IN (MM)	IN (MM)	LBS@MPH (KG@KM/H)	
22X11.00-8	4	22 (152)	21.81 (554.0)	11.18 (284.0)	8 X 9 (203.2 X 228.6)	715@65 (324.3@104.6)	T2425042211008
22X11.00-10	4	22 (152)	21.97 (558.0)	10.63 (270.0)	10 X 8.5 (254.0 X 215.9)	715@65 (324.3@104.6)	T24250422110010
25X10.00-12	6	24 (165)	25.16 (639.1)	10.16 (258.1)	12 X 8.5 (304.8 X 215.9)	805@65 (365.1@104.6)	T24250625100012

# 340 MAG

## ALL TERRAIN

340 MAG is an all-terrain, all-season tire specifically designed for ATVs and UTVs. The aggressive, non-directional open tread pattern provides high traction on both solid and soft ground. Pyramidal shoulder blocks upgrade cornering and maneuverability, even when off-road. The tread design closely follows terrain surfaces, which maximizes steering responsiveness and driving stability.



Tire Size	Ply	Rated Pressure	Overall Diameter	Section Width	Rim Size	Load Capacity	Part Number
		PSI (KPA)	IN (MM)	IN (MM)	IN (MM)	LBS@MPH (KG@KM/H)	
22X11.00-8	4	22 (152)	22.83 (579.9)	10.16 (258.1)	10 X 8.5 (254.0 X 215.9)	1,480@10 (671.3@16.1)	T24340422110010
22X11.00-10	4	22 (152)	22.24 (564.9)	10.04 (255.0)	8 X 9 (203.2 X 228.6)	1,480@10 (671.3@16.1)	T2434042211008

## AP TERRAIN

### ALL TERRAIN

The AP TERRAIN is an all-purpose tire designed for use on ATVs. Deep lugs with flat tread blocks provide excellent traction on hard or muddy surfaces. Sipes in the blocks increase flexibility and surface area for better traction, whereas the open shoulder lugs maximize self-cleaning abilities.



Tire Size	Type	Ply	Rated Pressure	Overall Diameter	Section Width	Rim Size	Load Capacity	Part Number
			PSI (KPA)	IN (MM)	IN (MM)	IN (MM)	LBS@MPH (KG@KM/H)	
25X10.00-12	BIAS	6	24	25.08 (637.0)	10.08 (256.0)	12 X 8.5 (304.8 X 215.9)	1,170@40 (530.7@64.4)	TR2240625100012EUP
27X10.00R14	RADIAL	10	46	26.85 (682.0)	9.76 (247.9)	14 X 7 (355.6 X 177.8)	1,295@62 (587.4@99.8)	T22410271000R14P

## HP-009

### ALL TERRAIN

HP-009 is tough and durable, with an optimized lug-to-void ratio for improved traction and cornering. Its mud breakers make it popular for ATV owners and racers alike.



Tire Size	Ply	Rated Pressure	Overall Diameter	Section Width	Rim Size	Load Capacity	Part Number
		PSI (KPA)	IN (MM)	IN (MM)	IN (MM)	LBS@MPH (KG@KM/H)	
27X9.00-12	6	18 (124)	26.87 (682.5)	8.73 (221.7)	12 X 7 (304.8 X 177.8)	710@65 (322.1@104.6)	T2400962790012
27X11.00-12	6	18 (124)	27.09 (688.1)	11.18 (284.0)	12 X 9 (304.8 X 228.6)	835@65 (378.7@104.6)	T24009627110012
27X9.00-14	6	18 (124)	27.24 (691.9)	8.7 (221.0)	14 X 7 (355.6 X 177.8)	680@65 (308.4@104.6)	T2400962790014
27X11.00-14	6	18 (124)	26.97 (685.0)	11.02 (279.9)	14 X 9 (355.6 X 228.6)	825@65 (374.2@104.6)	T24009627110014
27X9.00R14	6	18 (124)	27.24 (691.9)	8.7 (221.0)	14 X 7 (355.6 X 177.8)	680@65 (308.4@104.6)	T2400962790014RP
27X11.00R14	6	18 (124)	26.97 (685.0)	11.02 (279.9)	14 X 9 (355.6 X 228.6)	825@65 (374.2@104.6)	T24009627110014P



# KOA WARRIOR

## ALL TERRAIN

Named using the Hawaiian word for “hero,” the KOA WARRIOR is an ATV tire designed to deliver unparalleled performance in both traction and durability. Offering consistent performance across various terrains, the unique tread design provides precise handling and control, allowing riders to navigate through tight corners and challenging surfaces with ease.



Tire Size	Ply	Rated Pressure	Overall Diameter	Section Width	Rim Size	Load Capacity	Part Number
		PSI (KPA)	IN (MM)	IN (MM)	IN (MM)	LBS@MPH (KG@KM/H)	
22X7.00-11	6	7 (48)	22 (558.8)	6.97 (177.0)	11 X 5.5 (279.4 X 139.7)	245@10 (111.1@16.1)	T2600622711
22X10.00-9	6	7 (48)	22 (558.8)	10 (254.0)	9 X 8 (228.6 X 203.2)	365@10 (165.6@16.1)	T2600622109
22X11.00-9	6	7 (48)	TBA	TBA	9 X 9 (228.6 X 228.6)	290@10 (131.5@16.1)	T2600622119
23X8.00-11	6	7 (48)	22.95 (582.9)	7.87 (199.9)	11 X 6.5 (279.4 X 165.1)	290@10 (131.5@16.1)	T260062380011
24X8.00-11	6	7 (48)	23.86 (606.0)	8.07 (205.0)	11 X 6.5 (279.4 X 165.1)	320@10 (145.1@16.1)	T260062480011
24X8.00-12	6	7 (48)	23.86 (606.0)	7.8 (198.1)	12 X 6.5 (304.8 X 165.1)	310@10 (140.6@16.1)	T260062480012
24X9.00-11	6	7 (48)	23.86 (606.0)	8.35 (212.1)	11 X 7 (279.4 X 177.8)	365@10 (165.6@16.1)	T260062490011
24X10.00-11	6	7 (48)	23.86 (606.0)	9.84 (249.9)	11 X 8 (279.4 X 203.2)	395@10 (179.2@16.1)	T26006241011
25X8.00-12	6	7 (48)	25.12 (638.0)	7.87 (199.9)	12 X 6.5 (304.8 X 165.1)	340@10 (154.2@16.1)	T260062580012
25X10.00-12	6	7 (48)	25.12 (638.0)	9.37 (238.0)	12 X 8 (304.8 X 203.2)	420@10 (190.5@16.1)	T2600625100012
25X12.00-10	6	7 (48)	25.12 (638.0)	11.42 (290.1)	10 X 9.5 (254.0 X 241.3)	495@10 (224.5@16.1)	T2600625120010
27X9.00-14	6	18 (124)	27.01 (686.1)	8.78 (223.0)	14 X 7 (355.6 X 177.8)	680@10 (308.4@16.1)	T2600627914
27X11.00-14	6	18 (124)	27.01 (686.1)	10.83 (275.1)	14 X 9 (355.6 X 228.6)	820@10 (371.9@16.1)	T26006271114



## PRO TERRAIN

### ALL TERRAIN

PRO TERRAIN is the pro's choice for a directional UTV tire. It delivers the perfect blend of traction, responsiveness, and self-cleaning. Deep lugs with siped ends, coupled with grooved lines in the space between that serve as mud breakers, improve grip and handling, whether driving in mud, through water, or on rock.



Tire Size	Ply	Rated Pressure	Overall Diameter	Section Width	Rim Size	Load Capacity	Part Number
		PSI (KPA)	IN (MM)	IN (MM)	IN (MM)	LBS@MPH (KG@KM/H)	
26X10.00-12	4	22 (152)	26.02 (660.9)	10.04 (255.0)	12 X 7 (304.8 X 177.8)	1,710@10 (775.6@16.1)	TR1590426100012EU
26X10.00-12	6	32 (221)	26.02 (660.9)	10.04 (255.0)	12 X 7 (304.8 X 177.8)	2,090@10 (948.0@16.1)	TR1590626100012EU
26X10.00-14	4	22 (152)	26 (660.4)	9.8 (248.9)	14 X 7 (355.6 X 177.8)	1,650@10 (748.4@16.1)	TR1590426100014EU
26X10.00-14	6	32 (221)	26 (660.4)	9.8 (248.9)	14 X 7 (355.6 X 177.8)	2,040@10 (925.3@16.1)	TR1590626100014EU



# WIZZARD

## ALL TERRAIN

WIZZARD is a popular all-terrain tire featuring a center tread element for better stability on hard surfaces and deep “V” shaped shoulder lugs for sidewall protection and self-cleaning. It’s a proven race tire, delivering excellent traction and tire life, with a design that soaks up shock and vibration.



Tire Size	Ply	Rated Pressure	Overall Diameter	Section Width	Rim Size	Load Capacity	Part Number
		PSI (KPA)	IN (MM)	IN (MM)	IN (MM)	LBS@MPH (KG@KM/H)	
26X9.00-14	6	32 (221)	25.91 (658.1)	8.15 (207.0)	14 X 7 (355.6 X 177.8)	910@65 (412.8@104.6)	T114062690014
26X9.00R14	6	32 (221)	26.22 (666.0)	8.46 (214.9)	14 X 7 (355.6 X 177.8)	910@65 (412.8@104.6)	T1140626900R14
26X11.00-14	6	34 (234)	26.06 (661.9)	10.47 (265.9)	14 X 9 (355.6 X 228.6)	1,140@65 (517.1@104.6)	T1140626110014
26X11.00R14	6	34 (234)	26.1 (662.9)	10.75 (273.1)	14 X 9 (355.6 X 228.6)	1,140@65 (517.1@104.6)	T11406261100R14
27X9.00R14	6	14 (97)	26.97 (685.0)	8.66 (220.0)	14 X 7 (355.6 X 177.8)	590@65 (267.6@104.6)	T1140627900R14
27X11.00R14	6	34 (234)	27 (685.8)	11 (279.4)	14 X 8 (355.6 X 203.2)	1,200@65 (544.3@104.6)	T2080627900R14P
28X9.00R14	6	32 (221)	28 (711.2)	9 (228.6)	14 X 7 (355.6 X 177.8)	1,020@65 (462.7@104.6)	T1140628900R14
28X10.00R14	6	32 (221)	28 (711.2)	10 (254.0)	14 X 7 (355.6 X 177.8)	1,140@65 (517.1@104.6)	T11406281000R14
28X11.00R14	6	34 (234)	28 (711.2)	11 (279.4)	14 X 8 (355.6 X 203.2)	1,230@65 (557.9@104.6)	T11406281100R14

## WIZZARD R2

### ALL TERRAIN

WIZZARD R2 is a variation of the popular Wizzard, featuring distinctive “W” shaped shoulder lugs, mud breakers and heavy-duty radial construction. It weighs less, but is durable and long-lasting, making it an ideal tire for side-by-side owners, whether used recreationally or in racing.



Tire Size	Ply	Rated Pressure	Overall Diameter	Section Width	Rim Size	Load Capacity	Part Number
		PSI (KPA)	IN (MM)	IN (MM)	IN (MM)	LBS@MPH (KG@KM/H)	
26X9.00R12	6	32 (221)	26.1 (662.9)	9.02 (229.1)	12 X 7 (304.8 X 177.8)	935@65 (424.1@104.6)	T1830626900R12P
26X10.00R12	6	32 (221)	26.14 (664.0)	10.08 (256.0)	12 X 8.5 (304.8 X 215.9)	990@65 (449.1@104.6)	T18306261000R12P
27X9.00R12	6	32 (221)	27.01 (686.1)	8.86 (225.0)	12 X 7 (304.8 X 177.8)	990@65 (449.1@104.6)	T1830627900R12
27X11.00R12	6	34 (234)	27.24 (691.9)	10.31 (261.9)	12 X 8.5 (304.8 X 215.9)	1,230@65 (557.9@104.6)	T18306271100R12
27X9.00R14	6	32 (221)	27.17 (690.1)	8.62 (218.9)	14 X 7 (355.6 X 177.8)	965@65 (437.7@104.6)	T1830627900R14
27X11.00R14	6	34 (234)	27.51 (698.8)	10.31 (261.9)	14 X 8 (355.6 X 203.2)	1,200@65 (544.3@104.6)	T18306271100R14
28X9.00R14	6	32 (221)	28.2 (716.3)	8.72 (221.5)	14 X 7 (355.6 X 177.8)	1,020@65 (462.7@104.6)	T1830628900R14
28X11.00R14	6	34 (234)	28.2 (716.3)	10.45 (265.4)	14 X 8 (355.6 X 203.2)	1,230@65 (557.9@104.6)	T18306281100R14

# NDX™ AIRLESS TIRE

## OTR's game-changing, patent-pending tire & wheel LASTS OVER 2X LONGER than other airless options.

NDX lasts up to 2x longer than other airless tire options, even when carrying heavy loads and after sustaining damage. It just keeps rolling, no matter what, ensuring more value and a better ROI.



### KEY FEATURES:

- No flat tires = NO downtime or loss of productivity.
- Long-lasting and ultra-durable, ideal for worksites.
- Exceptional traction, grip, and handling on rough terrain.
- Comfortable ride – same or better than pneumatics.
- Wide contact patch enhances stability and braking.

\*NDX technology available with 350 MAG (p.6-7) powersport tires.

## NDX Powersports



- On OTR's figure-eight test track, a **1-1/2" hole was drilled into the sidewall** of the NDX tire. It was then placed under a 1,000-lb. load and driven for 1,000 miles with no degradation in performance.

### An ECO-Friendly Mobility Solution

NDX tires reduce fuel consumption by up to 10%, making them an eco-friendly solution. Plus, tires lasts longer, resulting in less waste.



### Air Ready

Though designed to operate completely airless and deliver an extremely smooth ride, air can be added to NDX tires for enhanced ride comfort.

### NDX Warranty

The NDX warranty term extends to three (3) years from date of purchase. Coverage is terminated once tread depth reaches 3 mm (or 4/32"), as will be indicated by tread wear indicator (TWI) tabs located between the treads and on the sidewalls.



*See warranty document for full details.*

**1** flat tire every other week

=

**26** flat tires annually

**1** flat tire

=

**2** hours of downtime

**2** hours of downtime

=

**52** hours of lost productivity annually

**\$300**  
cost per incident  
*(lost productivity + labor)*

=

**\$7,800**  
in opportunity costs

**10** vehicles in the average fleet

=

**\$78,000**  
lost annually

# Services



## TyrLyner®

TyrLyner® is a proprietary rubber urethane securely applied to the inside of a tire's casing to extend life and enhance safe operation. Its "self-healing" technology ensures the tire is sealed when punctured or cut by objects up to ¼-inch diameter. The coating is applied at an OTR facility for original equipment manufacturers and distributors who support fleets and owner-operators engaged in construction work, where downtime is NOT an option.

## SUPPLY CHAIN PROTECTION ISO-9001

The Customs-Trade Partnership Against Terrorism (C-TPAT) was created by U.S. Customs and Border Protection (CBP) as a voluntary program for companies that are involved in the global supply chain.

**As a C-TPAT partner, we do our part to alleviate supply chain disruption and reduce border delays.**



### FREQUENTLY ASKED QUESTIONS ABOUT C-TPAT CERTIFICATION:

→ **Why does this matter to me?**

Expedited port entry, more accurate delivery schedules, and protecting our borders. Being C-TPAT certified allows our shipping containers to bypass the security-related delays at the ports of entry. Our certification ensures that our supply chain is secure throughout; from the manufacturing facility, through the ports, and on to the final destination.

→ **How much time can be saved by being C-TPAT certified?**

There are many factors involved, but the government estimates that non-certified shipments are 3.5 times more likely to be delayed by security inspection. Also, should a C-TPAT certified shipment be randomly chosen for inspection, it is given priority status and is moved to the front of the existing queue for inspection.

→ **Is C-TPAT certified easy?**

Actually, it is a very comprehensive process that can take years to complete. There are a series of site visits throughout the supply chain, reference checks, paperwork, fees, and even a personal interview. C-TPAT certified companies must permanently adhere to strict policies in order to maintain certification.



## ISO CERTIFICATION

The International Organization for Standardization (ISO) helps to set global standards of excellence for both quality and management systems. Certified companies must undergo rigorous inspections and evaluations to ensure that they adhere to the highest standards.

### ISO BENEFITS:

- Consistent product quality.
- Standardized production and record keeping.
- Product dependability.
- Enhanced customer satisfaction.

## CONTACT INFORMATION

**OEM Inquiries:** Contact your local OTR salesperson or email [sales@otrwheel.com](mailto:sales@otrwheel.com).

**Aftermarket Inquiries:** Contact your local OTR salesperson or call 800-833-6309 (east of the Mississippi River) or 888-455-4910 (west of the Mississippi).

**Trans American Rubber Tubes, Flaps, or Accessories:** Call 800-922-8823 for additional information.

## WARRANTY INFORMATION

OTR provides limited warranty coverage for tires, wheels, tracks, and other items in the event of defects in workmanship. You may request a copy of our policy by emailing us at [sales@otrwheel.com](mailto:sales@otrwheel.com).

Note that OTR has designated select dealers and distributors to assist with warranty repairs. Contact OTR for more information.

## CATALOG DISCLAIMER

Product specifications and information were correct as of the date of this catalog release, but are subject to change without notice or obligation. Every effort has been made to ensure the accuracy of this catalog. Consult with your salesperson if you wish to verify data is correct.

## ISO 9001: 2015 CERTIFICATION


OTR facilities are ISO 9001: 2015 registered (except for new locations where certifications are in process). ISO ensures consistent product quality, standardization, documentation, and compliance with OEM requirements.

## REACH COMPLIANCE

OTR's custom tires for OEMs can be designed with REACH compliance. Consult with your salesperson as needed.




Dotted lines for writing.



A series of 25 horizontal dotted lines spanning the width of the page, providing a guide for handwriting practice.

A series of horizontal dotted lines for writing notes.



OTR's Commitment:

### SOLUTIONS

*OTR doesn't just sell tires and wheels, we diagnose problems and provide solutions.*

### VALUE

*OTR optimizes ROI with high performance & value-added services to deliver results.*

### INNOVATION

*OTR has a passion for innovating solutions that exceed customer expectations.*

### PARTNERSHIP

*We're not just a vendor, we're a long-term partner who will support your business.*

**+1.800.833.6309**

[www.otrwheel.com](http://www.otrwheel.com)



OTR is the operating unit of OTR International, Inc., comprising businesses located in the U.S., Canada, Europe, China, Thailand, and Sri Lanka. OTR is a partner company of Owner Resource Group (ORG), LLC.

© 2024 OTR International, Inc. All Rights Reserved. | C-US-V071724